



IOWA COUNTY FAIRGROUNDS

(608) 987-3490

iowacountyfair01@gmail.com

www.iowacountyfair.com



April 2, 2026

Re: Swine Identification for Iowa County Fair

Dear Swine Project Members, Families, and Youth Organization Leaders,

Welcome to the Iowa County Fair Swine Project! It is that time of year when you will need to identify your animals to show at the fair. Enclosed you will find instructions for Swine Identification along with general project information.

IDENTIFICATION PROCESS:

To exhibit your pigs at the fair, every animal needs to first be “identified.” If pigs are not identified, **you cannot enter** them to be shown at the Iowa County Fair in September. **NO exceptions!**

We will again be using the RFID tag identification system. Every pig that is identified for the show will need an electronic Radio Frequency Identification (RFID) tag. At fair check in, superintendents will cross check ear notches and tag numbers with identification forms. Please follow the steps below to correctly identify your animals.

Step 1: Request tags. Tags can be requested and purchased from the Iowa County Fair, a local veterinarian, Wisconsin State Fair, or an ear tag distributor. Wisconsin State Fair RFID tags are acceptable even if your animal wasn't exhibited at Wisconsin State Fair. Iowa County Fair has tags for purchase at \$3.00 per tag. If purchasing from the Iowa County Fair, request your tags by emailing, calling, or texting Morgan Worek by **May 1, 2026**.

o Email: morgan.pittz@gmail.com Phone: 608-553-2196

Step 2: Obtain Tags. If tags are purchased through the Iowa County Fair, you will need to pick up and pay for your tags on the date listed below. If you cannot make this time work, please contact Morgan to make other arrangements.

· Saturday, May 2nd from 9:00 a.m. to 10:00 a.m. at the Iowa County Fair Office in Mineral Point

Step 3: Place RFID tag in pig's ear. Please see the attached sheet for information on how to tag your animal. Note that it needs to be placed in the animal's right ear (if you are standing behind your animal). We have a couple of ear taggers available if needed.

Step 4: NEW THIS YEAR! Complete the online Swine Identification Form. The form may be accessed at this link.: [Online Swine Identification Form](#) Once you click “Submit” the form will be submitted directly to the Fair Office.

- You do **not** need to print hard copies of the form or photos when you use the online form!
- The online form will ask you to upload a rear-view photo of each pig’s head showing the RFID tag (in the ear) AND the pig’s ear notches. (See info attached.)
- If your animal loses its tag throughout the summer, please contact Morgan **immediately** for a replacement.

Step 5: Turn in Swine ID Form by May 20th, 2026.

- If your identification form is not submitted by May 20th, 2026, you **will not** be able to exhibit at the Iowa County Fair.

*** If you prefer to use a paper copy and print a photo of your pig, you can access a printable form from the website at www.iowacountyfair.com. Go to the Exhibits Tab and click on the Swine drop down. Click on Swine ID Form. Print the form and fill it out. You may drop off your form at the Fairgrounds in the gray drop box outside the Office entrance at the Exhibit Building or mail the form and photo to:

Iowa County Fair
PO BOX 92
Mineral Point, WI53565

GENERAL INFORMATION:

NEW THIS YEAR: The swine show will still be a non-terminal show. However, due to the DATCP repeal of the Swine Health Rule, **you WILL NOT be required to do a rope test for PRRS and PEDv.** You will, however, still be required to have a veterinarian do a farm visit to inspect your pigs and issue you a health certificate prior to the fair. More information is forthcoming in the summer swine project letter.

All show pigs will need to meet certain weight requirements. Show weight classes start at 230 lbs. with no upper weight limit. The minimum auction selling weight is 230 lbs. and maximum auction selling weight will be 285 lbs. If your animal is 285 lbs. or greater, it will still be allowed to sell in the auction, but you will only be paid for up to 285 lbs. If your animal is less than 230 lbs you can still exhibit that animal but cannot sell it in the auction.

Youth will be allowed to sell **one animal** in the Iowa County Fair livestock auction. **NOTE:** The auction committee will strictly be enforcing the rule that you **must sell your own animal** in the auction unless prior arrangements are made **before the first day of the fair!** We understand injuries, etc. happen during the fair, however, there will be no exceptions to this rule!

FAIR CHECK-IN: Swine weigh-in/ check-in for the fair will be held Wednesday, September 2nd from 6:30- 9:00 p.m. and Thursday, September 3rd from 8:00-10:00 a.m. in the swine barn.

SHOW DATE: The gilt show is Thursday, September 3rd at 6:00 p.m. followed by pee-wee showmanship. The barrow show is Friday, September 4th at 8:00 a.m. followed by the pen-of-three contest then showmanship. The show order for the gilt and barrow show is by weight and will start with the lowest weight. Showmanship show order is by exhibitor age and will begin with the oldest age group.

ADDITIONAL SWINE BARN EVENTS:

Pee-wee showmanship will follow the gilt show on Thursday, September 3rd. It is open to children who are too young to show in 4-H. We ask that participants be at least 3 years old. Interested kids should gather around the swine barn bleachers at the conclusion of the gilt show for directions (approximately 7:00 p.m.)

Bacon Buddies will be held at 2:00 p.m. on Friday, September 4th. This show gives individuals with disabilities a chance to show a pig with our youth swine exhibitors. If you know someone who is interested, please contact Morgan.

RULE REMINDERS:

- **We ask that animals not enter the barn until the fair check-in on Wednesday, September 3rd at 6:30 p.m. We need to receive all health papers prior to animals entering the barn to ensure that animals are disease-free and cleared by the veterinarian.**
- If your animal is not sold in the auction, then you will have to provide your own transportation for that animal on Monday, September 7th. If you have an appointment at the locker plant for an animal not sold in the auction and there is room on the fair's trailer, you may ask for the fair to haul that animal to the locker plant for a \$10 trucking fee.
- Animals that are bound for market will depart early in the morning on Monday, September 7th. Time TBA at the fair.
- For animals that are not sold in the auction, the release time (dictated by the state of Wisconsin) is 4:00 p.m. on Monday, September 7th.
- Barrows and gilts that were shown at the Wisconsin State Fair **ARE** allowed to exhibit at the Iowa County Fair.

- If you're planning to have a substitute show person, you must notify the superintendent in advance of the show.
- The use of oils is no longer prohibited at the show.
- If a home born and raised pig wins the Overall Champion award, it is eligible to return to the ring to compete for the Home Born and Raised Champion.

PREMISES ID: All farms or locations that house animals in Wisconsin are required to have a Premises ID Number. If you do not have one, you may register for free here: <https://wiid.org/premises-registration>. You will need this number for your fair entry form.

YQCA: ALL exhibitors showing dairy, beef, swine, sheep, goats, rabbits, and poultry at the Iowa County Fair are required to be Youth for the Quality Care of Animals (YQCA) certified either in-person or online. This is a requirement to show at the State Fair also. You can complete the course and find upcoming in-person courses online at <https://yqcaprogram.org>. Exhibitors will need their YQCA Certificate Number when completing FairEntry.

More information will be sent out in the coming months regarding entries, health requirements, etc. If you have any questions or concerns about anything pertaining to this letter, please do not hesitate to contact Morgan Worek at 608-553-2196 or Todd Schmitz at 608-553-1705.

Sincerely,

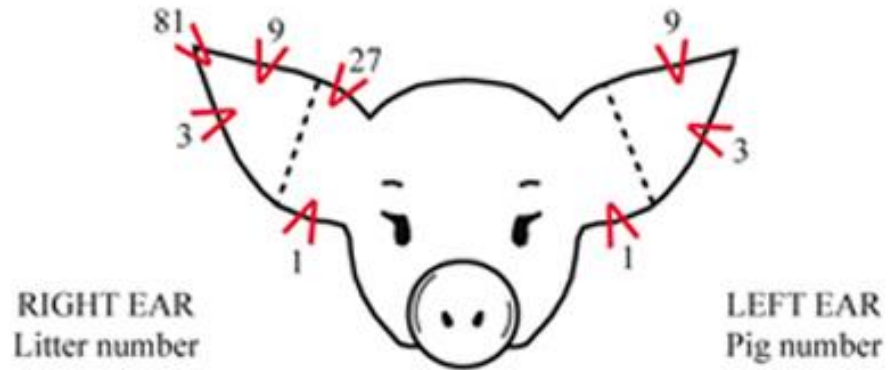
Todd Schmitz & Morgan Worek

Iowa County Fair Swine Superintendents

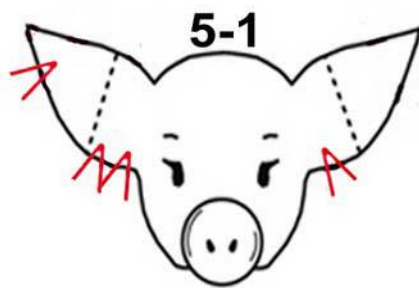
Information and Examples of RFID Tags and Ear Notches

Ear Notches: People ear notch pigs for a way to have a permanent ID for each pig because it is inexpensive, it can't be chewed off, and it never falls out like an ear tag would. Ear notching is used to tell you what litter the pigs are from and individually which pig it is. The pig's right ear shows the litter number. The pig's left ear shows the individual identification in its litter.

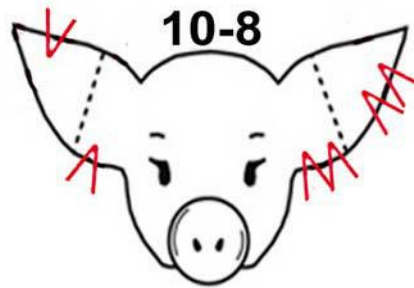
The notches shown in the picture are the universal notches and locations. Each location has a different number assigned to it. You add up the notches on each ear to determine the litter number and pig number.



Examples:



5th Litter and 1st pig in litter
Notches $3+1+1=5$ and 1 notch in 1 position



10th Litter and 8th pig in litter
Notches $9+1=10$ and $3+3+1+1=8$

RFID Tags: RFID tags are a type of tracking system that uses smart barcodes in order to identify items. RFID is short for "radio frequency identification," and as such, RFID tags utilize radio frequency technology. These radio waves transmit data from the tag to a reader, which then transmits the information to an RFID computer program. This is useful in being able to track animals back to their farm of origin in the event of disease outbreak.

