





## IOWA COUNTY FAIRGROUNDS

(608) 987-3490 

iowacountyfair01@gmail.com 

www.iowacountyfair.com 

May 4, 2026

Re: Wether Goat Identification for Iowa County Fair

Dear Goat Project Members and Youth Organization Leaders,

Welcome to all of our new and existing goat exhibitors! It is that time of year where you will need to complete the self identification of your market wethers.

**IDENTIFICATION PROCESS:** Please note that only wethers need to be identified prior to the Fair. Females, even commercial doe's, do not need to be identified ahead of time. Please follow the instructions below to complete the identification process:

Even though we are not requiring commercial does to be identified at this time, we would like to remind you that all project goats do need to be in the exhibitor's possession and care by **June 1st**.

**Step 1: NEW THIS YEAR! Complete the **online** Goat Identification Form. The form may be accessed at this link.: [Online Goat Identification Form](#) Once you click "Submit" the form will be submitted directly to the Fair Office.**

- You do **not** need to print hard copies of the form or photos when you use the online form!
- You will need to take a picture of each goat's head with the scrapie tag in the ear and clearly visible. Take a photo for each individual goat you are identifying and upload it into the online form. **Each youth may self-identify up to 8 market wethers.**

**Step 2: Turn in Goat ID Form by [June 1, 2026](#).**

- If your identification form is not submitted by **June 1, 2026**, you **will not** be able to exhibit at the Iowa County Fair.

\*\*\* If you prefer to use a paper copy and print a photo of your Wether, you can access a printable form from the website at [www.iowacountyfair.com](http://www.iowacountyfair.com). Go to the Exhibits Tab and click on the Goat drop down. Click on Goat ID Form. Print the form and fill it out. You may drop off your form at the Fairgrounds in the gray drop box outside the Office entrance at the Exhibit Building or mail the form and photo to:

Iowa County Fair  
PO Box 92  
Mineral Point, WI 53565

**SHOW DATE:** Thursday, September 3rd-Meat goat show starts at 1pm and dairy goat show starts at 2:30pm.

**SCRAPIE TAGS:** All market wethers must have their scrapie tag when you are self-identifying them. If you are mailing a paper ID form, make sure it is written legibly on the identification form. See attached sheet for an example of a scrapie tag.

**PREMISE ID:** All farms or locations that house animals in Wisconsin are required to have a Premise ID Number. If you do not have one, go to <https://wiid.org/premises-registration> to register. There is no cost associated.

**EDUCATIONAL REQUIREMENT:** ALL exhibitors showing dairy, beef, swine, sheep, goats, rabbits, and poultry at the Iowa County Fair are required to be Youth for the Quality Care of Animals (YQCA) certified either in-person or online. This is a requirement to show at the State Fair also. You can complete the course and find upcoming in-person courses online at <https://yqcaprogram.org>. Exhibitors will need their YQCA Certificate Number when completing FairEntry.

More information will be sent out in the coming months regarding entry, health requirements, etc. Thank you for your cooperation, if you have any questions please call Amy Robinson at (608) 574-9811.

Sincerely,

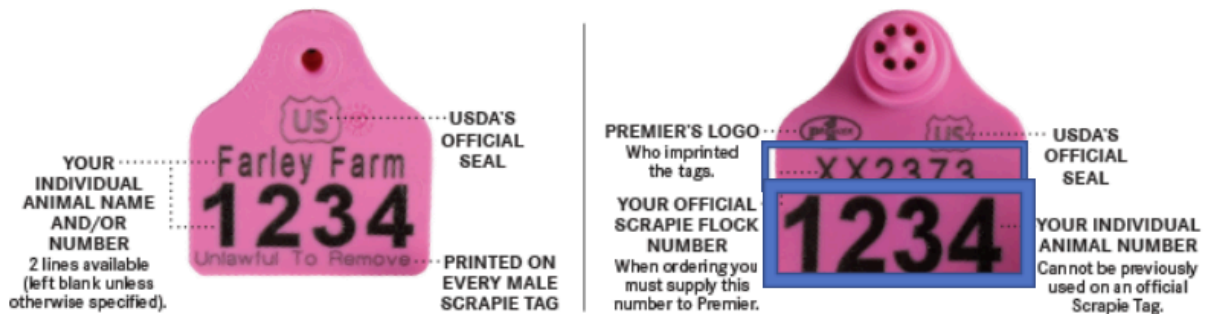
*Amy Robinson*

Iowa County Fair Goat Superintendent

## Scrapie and Scrapie Tag Information

### Background:

Scrapie is a fatal disease of sheep and goats that involves the central nervous system. Animals that are affected by scrapie can show signs of a lack of coordination and balance, loss of body condition, dehydration, etc. It is caused by a virus-like agent in the brain called a prion. Scrapie tags enable officials to identify the place of birth of older sheep and goats whose brains, post slaughter, are diagnosed with scrapie. The tags also assist in locating the live animals born on a premise (location) that produced an animal diagnosed with scrapie.



When filling out your identification form, please record the scrapie flock number and individual animal number off each animal's ear tag. The scrapie flock number and the animal numbers in the above example are in the blue rectangles on the right hand side and should be put into the animal ID form like the example shown below.

**HEAD VIEW PHOTO**  
**(1st Wether Goat)**  
 Clearly display the scrapie tag

Exhibitor/Family Name: \_\_\_\_\_

Phone #: \_\_\_\_\_ Premise ID: \_\_\_\_\_

Breed: \_\_\_\_\_ Home Born & Raised: Yes \_\_\_ No \_\_\_

Scrapie Tag- Flock #: WI 429 Animal #: 2523